

$\mathbb{P} \Delta' \nabla \int 4' \mathbb{E} \neg \textcircled{R}$

Ω₃œ ∫ '®Ã' »° þŦ' »Δ√e »œſ • ì

$$\tilde{A}' f'' \square_{\tilde{A}} : \tilde{A}' \otimes_{\tilde{B}'} f \tilde{A} \tilde{B} \tilde{A}' f$$

ॐ नमः शिवाय

∂ 1.1 \neg 1/4 $f^a \tilde{O} \gg \tilde{E} \otimes \tilde{E} \otimes (\text{top } c) \cdot \odot \gg \neg \tilde{A} \tilde{I} \cdot \tilde{E} (\text{main idea}) \cdot \Delta^a \partial \odot \cdot \dot{\imath} \Sigma \neg \odot \phi \phi' f \tilde{I} \otimes \Delta^a \odot \tilde{A} \tilde{I}$
 $a \sqcap \tilde{A} \sqcap \sqcap \cdot \sqcap \sqcap \sqcap \cdot \Delta^a \# \tilde{E} \tilde{A} \tilde{E}$

၁၁၂၂

$\partial 1.2 \neg .1/1$
 $\tilde{A} \mid \Pi \cdot \cdot \Delta \phi \mp \Delta \tilde{\psi} \in \phi \wedge \phi \tilde{\psi} \rangle \phi^a \partial \mid \text{p} \otimes \phi \otimes \text{ff} \neg \cdot \Delta \tilde{A} \Sigma \mid \phi \cdot \text{f} \neq \tilde{a} \otimes \tilde{E}$
 $\text{„} \mid \cdot \otimes \partial^o \text{f}^{\circ} \text{d} \rangle \rangle \text{f}$

[illegible]

၁၁၂၂

[illegible]
$$\tilde{A}^{\prime} f^{\prime} \square \tilde{B}^{\prime} ; \quad \tilde{A}^{\prime} \cdot \Delta^{\prime} \gg \int \pi f f^{\prime}$$

1. 2. 3. 4. 5. 6. 7. 8. 9. 10. 11. 12. 13. 14. 15. 16. 17. 18. 19. 20. 21. 22. 23. 24. 25. 26. 27. 28. 29. 30. 31. 32. 33. 34. 35. 36. 37. 38. 39. 40. 41. 42. 43. 44. 45. 46. 47. 48. 49. 50. 51. 52. 53. 54. 55. 56. 57. 58. 59. 60. 61. 62. 63. 64. 65. 66. 67. 68. 69. 70. 71. 72. 73. 74. 75. 76. 77. 78. 79. 80. 81. 82. 83. 84. 85. 86. 87. 88. 89. 90. 91. 92. 93. 94. 95. 96. 97. 98. 99. 100. 101. 102. 103. 104. 105. 106. 107. 108. 109. 110. 111. 112. 113. 114. 115. 116. 117. 118. 119. 120. 121. 122. 123. 124. 125. 126. 127. 128. 129. 130. 131. 132. 133. 134. 135. 136. 137. 138. 139. 140. 141. 142. 143. 144. 145. 146. 147. 148. 149. 150. 151. 152. 153. 154. 155. 156. 157. 158. 159. 160. 161. 162. 163. 164. 165. 166. 167. 168. 169. 170. 171. 172. 173. 174. 175. 176. 177. 178. 179. 180. 181. 182. 183. 184. 185. 186. 187. 188. 189. 190. 191. 192. 193. 194. 195. 196. 197. 198. 199. 200. 201. 202. 203. 204. 205. 206. 207. 208. 209. 210. 211. 212. 213. 214. 215. 216. 217. 218. 219. 220. 221. 222. 223. 224. 225. 226. 227. 228. 229. 230. 231. 232. 233. 234. 235. 236. 237. 238. 239. 240. 241. 242. 243. 244. 245. 246. 247. 248. 249. 250. 251. 252. 253. 254. 255. 256. 257. 258. 259. 260. 261. 262. 263. 264. 265. 266. 267. 268. 269. 270. 271. 272. 273. 274. 275. 276. 277. 278. 279. 280. 281. 282. 283. 284. 285. 286. 287. 288. 289. 290. 291. 292. 293. 294. 295. 296. 297. 298. 299. 300. 301. 302. 303. 304. 305. 306. 307. 308. 309. 310. 311. 312. 313. 314. 315. 316. 317. 318. 319. 320. 321. 322. 323. 324. 325. 326. 327. 328. 329. 330. 331. 332. 333. 334. 335. 336. 337. 338. 339. 340. 341. 342. 343. 344. 345. 346. 347. 348. 349. 350. 351. 352. 353. 354. 355. 356. 357. 358. 359. 360. 361. 362. 363. 364. 365. 366. 367. 368. 369. 370. 371. 372. 373. 374. 375. 376. 377. 378. 379. 380. 381. 382. 383. 384. 385. 386. 387. 388. 389. 390. 391. 392. 393. 394. 395. 396. 397. 398. 399. 400. 401. 402. 403. 404. 405. 406. 407. 408. 409. 410. 411. 412. 413. 414. 415. 416. 417. 418. 419. 420. 421. 422. 423. 424. 425. 426. 427. 428. 429. 430. 431. 432. 433. 434. 435. 436. 437. 438. 439. 440. 441. 442. 443. 444. 445. 446. 447. 448. 449. 450. 451. 452. 453. 454. 455. 456. 457. 458. 459. 460. 461. 462. 463. 464. 465. 466. 467. 468. 469. 470. 471. 472. 473. 474. 475. 476. 477. 478. 479. 480. 481. 482. 483. 484. 485. 486. 487. 488. 489. 490. 491. 492. 493. 494. 495. 496. 497. 498. 499. 500. 501. 502. 503. 504. 505. 506. 507. 508. 509. 510. 511. 512. 513. 514. 515. 516. 517. 518. 519. 520. 521. 522. 523. 524. 525. 526. 527. 528. 529. 530. 531. 532. 533. 534. 535. 536. 537. 538. 539. 540. 541. 542. 543. 544. 545. 546. 547. 548. 549. 550. 551. 552. 553. 554. 555. 556. 557. 558. 559. 560. 561. 562. 563. 564. 565. 566. 567. 568. 569. 570. 571. 572. 573. 574. 575. 576. 577. 578. 579. 580. 581. 582. 583. 584. 585. 586. 587. 588. 589. 590. 591. 592. 593. 594. 595. 596. 597. 598. 599. 600. 601. 602. 603. 604. 605. 606. 607. 608. 609. 610. 611. 612. 613. 614. 615. 616. 617. 618. 619. 620. 621. 622. 623. 624. 625. 626. 627. 628. 629. 630. 631. 632. 633. 634. 635. 636. 637. 638. 639. 640. 641. 642. 643. 644. 645. 646. 647. 648. 649. 650. 651. 652. 653. 654. 655. 656. 657. 658. 659. 660. 661. 662. 663. 664. 665. 666. 667. 668. 669. 670. 671. 672. 673. 674. 675. 676. 677. 678. 679. 680. 681. 682. 683. 684. 685. 686. 687. 688. 689. 690. 691. 692. 693. 694. 695. 696. 697. 698. 699. 700. 701. 702. 703. 704. 705. 706. 707. 708. 709. 710. 711. 712. 713. 714. 715. 716. 717. 718. 719. 720. 721. 722. 723. 724. 725. 726. 727. 728. 729. 730. 731. 732. 733. 734. 735. 736. 737. 738. 739. 740. 741. 742. 743. 744. 745. 746. 747. 748. 749. 750. 751. 752. 753. 754. 755. 756. 757. 758. 759. 760. 761. 762. 763. 764. 765. 766. 767. 768. 769. 770. 771. 772. 773. 774. 775. 776. 777. 778. 779. 780. 781. 782. 783. 784. 785. 786. 787. 788. 789. 790. 791. 792. 793. 794. 795. 796. 797. 798. 799. 800. 801. 802. 803. 804. 805. 806. 807. 808. 809. 810. 811. 812. 813. 814. 815. 816. 817. 818. 819. 820. 821. 822. 823. 824. 825. 826. 827. 828. 829. 830. 831. 832. 833. 834. 835. 836. 837. 838. 839. 840.

၁၁၂၂

Month of the year: e.g. January, February, March, April, May, June, July, August, September, October, November, December

Classroom objects e.g. pencil, pencil sharpener, notepad, eraser, ruler, atlas, bag, etc.

- Language Structure

- Article – a an a + consonant / an + vowel
- Subject pronouns: I, you, he/she/it, we, you, they
- Object pronouns: me, you, him/her/it, us, you, them
- The verb 'to be': affirmative, negative, interrogative and short answers
- Subject + verb 'to be': Alison is English. She is a teacher.
- Capital letters: John, Maths, Monday, April, Spain, etc.

- Functional Exponents

- Introducing yourself:

Bob: Hello. My name's Bob, Bob Thomas.

Susan: Hi! I'm Susan Wilson.

Bob: Nice to meet you, Susan.

Susan: Nice to meet you, too.

- Greetings

Hello, Good morning!, Good afternoon!, Good evening!

- Leave taking

Good night! Goodbye!

- Greetings and Leave taking

1. Jane: Good morning, Paul!

Paul: Hello, Jane!

Jane: How are you?

Paul: I'm fine, thanks. And you?

Jane: Not bad. See you later!

Paul: OK. Goodbye.

2. Liz: Goodbye, Mum!

Mrs Brown: Goodbye, Liz. See you later.

Liz: See you.

- Phonology

/eɪ/: grade, name, same, later

/æ: am, thanks, at, as, bag, man

3.2 ተግባራት ማሳሰቢያ የሚያስፈልግ ጥያቄዎችን ለማሟላት የሚያስፈልጉትን ስራዎች ያግኙ (Attitudes)

1. ርዕሰ ጉዳዩን ለማሳሰቢያ ማድረግ ይቻላል፡፡ ለምሳሌ ለሰው ጤና ማረጋገጥ ያለውን ምክንያት ማረጋገጥ፡፡ ለምሳሌ ለሰው ጤና ማረጋገጥ ያለውን ምክንያት ማረጋገጥ፡፡
2. ርዕሰ ጉዳዩን ለማሳሰቢያ ማድረግ ይቻላል፡፡ ለምሳሌ ለሰው ጤና ማረጋገጥ ያለውን ምክንያት ማረጋገጥ፡፡ ለምሳሌ ለሰው ጤና ማረጋገጥ ያለውን ምክንያት ማረጋገጥ፡፡
3. ርዕሰ ጉዳዩን ለማሳሰቢያ ማድረግ ይቻላል፡፡ ለምሳሌ ለሰው ጤና ማረጋገጥ ያለውን ምክንያት ማረጋገጥ፡፡ ለምሳሌ ለሰው ጤና ማረጋገጥ ያለውን ምክንያት ማረጋገጥ፡፡

3.3 ተግባራት ማሳሰቢያ የሚያስፈልግ ጥያቄዎችን ለማሟላት የሚያስፈልጉትን ስራዎች ያግኙ (Process Skills)

1. ርዕሰ ጉዳዩን ለማሳሰቢያ ማድረግ ይቻላል፡፡ ለምሳሌ ለሰው ጤና ማረጋገጥ ያለውን ምክንያት ማረጋገጥ፡፡ ለምሳሌ ለሰው ጤና ማረጋገጥ ያለውን ምክንያት ማረጋገጥ፡፡
2. ርዕሰ ጉዳዩን ለማሳሰቢያ ማድረግ ይቻላል፡፡ ለምሳሌ ለሰው ጤና ማረጋገጥ ያለውን ምክንያት ማረጋገጥ፡፡ ለምሳሌ ለሰው ጤና ማረጋገጥ ያለውን ምክንያት ማረጋገጥ፡፡
3. ርዕሰ ጉዳዩን ለማሳሰቢያ ማድረግ ይቻላል፡፡ ለምሳሌ ለሰው ጤና ማረጋገጥ ያለውን ምክንያት ማረጋገጥ፡፡ ለምሳሌ ለሰው ጤና ማረጋገጥ ያለውን ምክንያት ማረጋገጥ፡፡
4. ርዕሰ ጉዳዩን ለማሳሰቢያ ማድረግ ይቻላል፡፡ ለምሳሌ ለሰው ጤና ማረጋገጥ ያለውን ምክንያት ማረጋገጥ፡፡ ለምሳሌ ለሰው ጤና ማረጋገጥ ያለውን ምክንያት ማረጋገጥ፡፡
5. ርዕሰ ጉዳዩን ለማሳሰቢያ ማድረግ ይቻላል፡፡ ለምሳሌ ለሰው ጤና ማረጋገጥ ያለውን ምክንያት ማረጋገጥ፡፡ ለምሳሌ ለሰው ጤና ማረጋገጥ ያለውን ምክንያት ማረጋገጥ፡፡
6. ርዕሰ ጉዳዩን ለማሳሰቢያ ማድረግ ይቻላል፡፡ ለምሳሌ ለሰው ጤና ማረጋገጥ ያለውን ምክንያት ማረጋገጥ፡፡ ለምሳሌ ለሰው ጤና ማረጋገጥ ያለውን ምክንያት ማረጋገጥ፡፡

4. የጥያቄዎችን ስራዎች (የሚያስፈልጉትን ስራዎች)

1. ርዕሰ ጉዳዩን ለማሳሰቢያ ማድረግ ይቻላል፡፡ ለምሳሌ ለሰው ጤና ማረጋገጥ ያለውን ምክንያት ማረጋገጥ፡፡ ለምሳሌ ለሰው ጤና ማረጋገጥ ያለውን ምክንያት ማረጋገጥ፡፡

2. နေ့နံပါတ်ကို နေ့စဉ် အသုံးပြုဆောင်ရွက်ပါ။ www.truelookpanya.com

3. မိမိ၏ အသက်၊ မိမိ၏ နေထိုင်ရာ၊ မိမိ၏ အလုပ်အကိုင်၊ မိမိ၏ အခြားအရာများကို အသုံးပြုဆောင်ရွက်ပါ။
„I am a student of...“
„I live in...“
„I work at...“
Working together

5. နေ့စဉ် အသုံးပြုဆောင်ရွက်ပါ။

5.1 နေ့စဉ် အသုံးပြုဆောင်ရွက်ပါ။

1. နေ့စဉ် အသုံးပြုဆောင်ရွက်ပါ။
„I am a student of...“
„I live in...“
„I work at...“
Working together
2. နေ့စဉ် အသုံးပြုဆောင်ရွက်ပါ။

6. နေ့စဉ် အသုံးပြုဆောင်ရွက်ပါ။

6.1 အသက် 1-2

နေ့စဉ် အသုံးပြုဆောင်ရွက်ပါ။

1. • မိမိ၏ အသက်

- Hello Students how are you?
- I'm fine thank you and you?
- I'm fine thank you.

2. မိမိ၏ အသက်၊ မိမိ၏ နေထိုင်ရာ၊ မိမိ၏ အလုပ်အကိုင်၊ မိမိ၏ အခြားအရာများကို အသုံးပြုဆောင်ရွက်ပါ။

• မိမိ၏ အသက်

- school subjects
- days of the week
- month of the year
- introducing yourself
- articles – a, an
- verb 'to be'
- objects & numbers
- subject/object pronouns

မိမိ၏ အသက်၊ မိမိ၏ နေထိုင်ရာ၊ မိမိ၏ အလုပ်အကိုင်၊ မိမိ၏ အခြားအရာများကို အသုံးပြုဆောင်ရွက်ပါ။
„I am a student of...“
„I live in...“
„I work at...“
Working together

„Öç çşş öä ° äñ f“ ç“ ..äâä ääöä/ä noticeboard pñäöä • ää“ „ Ex. 4a“ Öç çşş
 • ç Ö“ ðä÷ 5 »÷ (schod subjects) · Δ“ »f 5 »f (days of the week) ääöä ° äñ f“ ç“ ..äâä

Schod subjects: History, English, Geography, Maths, PE

Days of the week: Monday, Wednesday, Tuesday, Thursday, Friday

7. ä çşş ääöä • ää“ çä° äñ f“ ç“ ..äâä ääöä „ noticeboard „ Öj ääçşş Öj ç 9 Ex. 4b
 , μ· fää“ √ä, Öç çşş „ ää“ ç fää pñäöä ääöä/ä

ç“ fää pñäöä ääöä/ä (reading for specific information) pñäöä fää
 f“ √Δ“ ää/ääöä “ ääöä ää“ ääöä ääöä/ä »
 , μ· fää çşş f“ Öç çşş öä ääöä fää ääöä/ä » ääöä ääöä/ä ääöä/ä
 ääöä ääöä • ää“ ääöä/ä pñäöä Öç çşş fää/√Δ“ ää/ääöä ääöä/ä f“ ääöä
 • ääöä/ä ääöä/ä Öç çşş öä ääöä ääöä/ä fää pñäöä ääöä/ä f

1. No. The History class is in Room D
2. Mr Brown is the English teacher.
3. You can find information about the school, the teachers and
 what the students do each day.
4. It is on Thursday, 5th.

8. ä çşş ääöä/ä çä° f“ ääöä – ä ää, μ· fää Öç çşş ääöä/ä » ääöä/ä ääöä/ä ääöä/ä
 (ääöä/ä) · Δ“ vowel (Äf“) ääöä/ä Öç çşş öä çä° f“ ääöä – ä ää, Öj ääçşş Öj ç 9
 Ex. 5 · Δ“ μ· ääöä/ä ääöä/ä ääöä/ä çä° f“ ääöä – ä ää ääöä/ä „ Öj ääçşş Öj ç 110
 Öj ääöä/ä Grammar Reference Section






































9. [f] f' atide-a an,, Ō| Ex 6© ē„Ōçda• | √∂»œ/a
• ì..P cª atide-a an-‘œ/a“ 10 •ì , μ√ Δ®| Ā-γ · ΔΩμcf cª p ∂f »©
• » -Σε∂

1. a pencil 3. an atlas 5. an eraser
2. a ruler 4. a notebook 6. a pen

[illegible][illegible]

- | | |
|-------------------------------|--------------------|
| 2. A: What's this in English? | B: It's a notepad. |
| 3. A: What's this in English? | B: It's an eraser. |
| 4. A: What's this in English? | B: It's a ruler. |
| 5. A: What's this in English? | B: It's a pencil. |
| 6. A: What's this in English? | B: It's an atlas. |
| 7. A: What's this in English? | B: It's a bag. |

$$\mathbb{C} \otimes \mathbb{C} f f^{-1} f \gg^a \sqrt{\mathbb{C} \otimes \mathbb{C} f}$$

1.                                     



1 Which room is the English lesson in?

Grl: Isthe English lesson in Room 1E?

Boy: No. The English lesson is in Room 1C

Grl: What room is this?

Boy: This is Room 1B

2 What is the boy's favourite subject?

Boy: What lesson is next? Let's look at the timetable.
Hmm. Geography. Oh no, I don't like Geography.

Girl: My favourite subject is History.

Boy: Mine is Maths.


















3 When is the Art class?

Boy: Look. Here is a note from the Art teacher.

Girl: Oh. It says the Art lesson is on Tuesday, not Thursday this week.

Boy: Well, as it's Monday today, Art class is tomorrow.

Girl: That's right.

6.                 

B: N ceto meet you, too.

[illegible][illegible]

ç' fçl opñe „© « ¬Àì •Æ(listening for gst) ‡ ß ç' fçl opñe Ã' f' Àì •Æœyñe à
‡ ñyñe Bõ¬µtñe »£œœ œ %f

- Where are the two boys? (They are at school.)
- Are they friends? (No, they are not friends.)

3. • f_{ex}^a ° f^a, √• 1-4 „| Ō| BÄŋŋ | Ō| ħ 10 Ex. 2b „Öĥ ħŋŋ | ħ • Δq „ÖfΔ' | ħŋŋ | 2-3 | ‘Π
oā | a ΠÄ | Π | ‘ „| Ex. 2a • f_{ex}^b | „©© ħ | Ē „Öĥ ħŋŋ | f^a » a° f^a, √• 1-4 | Ē ħ b ©f®(true)
Öföħ ħ b Π®(false) • f_{ex}^a ° ‘√»ä©©ff- | Ħ ħ ħ f_{ex}^a ħ ĦÖ Ē qe-ä’™ “ (μēāō f_{ex}^a ħ 15)
Ĥ f_{ex}^a Δq • f_{ex}^a © i ä oē : Δ“ „Öĥ ħŋŋ | ‘ ā v ħ | ħ qe° f^a, √• Π Ħ ħ b Π®, Öfē qe oē v

1. F (The Science lesson is in Room D) 2. T
3. T 4. F (They are in the same class.)

[illegible]

subject pronouns: I, He, We

object pronouns: hi m me

2 | f#| ΩΔθÃē' f#| f# over pot Month of the year © cđÁ% đE|€Δ€° ÆÆ

9. $\tilde{A} \tilde{E} \Delta'' \cdot \tilde{O} \Delta \tilde{C}' f \# \tilde{J} f \in$

-Ö] ®Äÿf access 1

~~www.trueplookpanya.com~~

- Audiophile power pair

10. การวัดผล ประเมินผล

[illegible]

| | | | | | | |
|-----------|----|---|---|---|--|--|
| $f \gg 1$ | 10 | 3 | 2 | 2 | | |
|-----------|----|---|---|---|--|--|

